

Collective Impact Approaches for Improving School Attendance

Dr. Delia Kimbrel
Head of Research and Data Strategy



What is Impact Tulsa?

A Collective Impact Partnership supporting school districts and education support organizations advance upward mobility for youth

Youth Achieve Cradle-to-Career Milestones for Economic Mobility



School Attendance is a Strategic Focus for Tulsa

- **Strategic Focus:** for Impact Tulsa network for the next 5 years.
- **Community Solutions:** New elevated concerns about the severity of attendance challenges locally and nationally, as a result of the pandemic and the need for community solutions.
- **Student-Centered Strategies:** School districts seeking innovative strategies to address, recover and return to pre-pandemic levels, seeking to better engage with families and move away from punitive measures that fault and punish families.



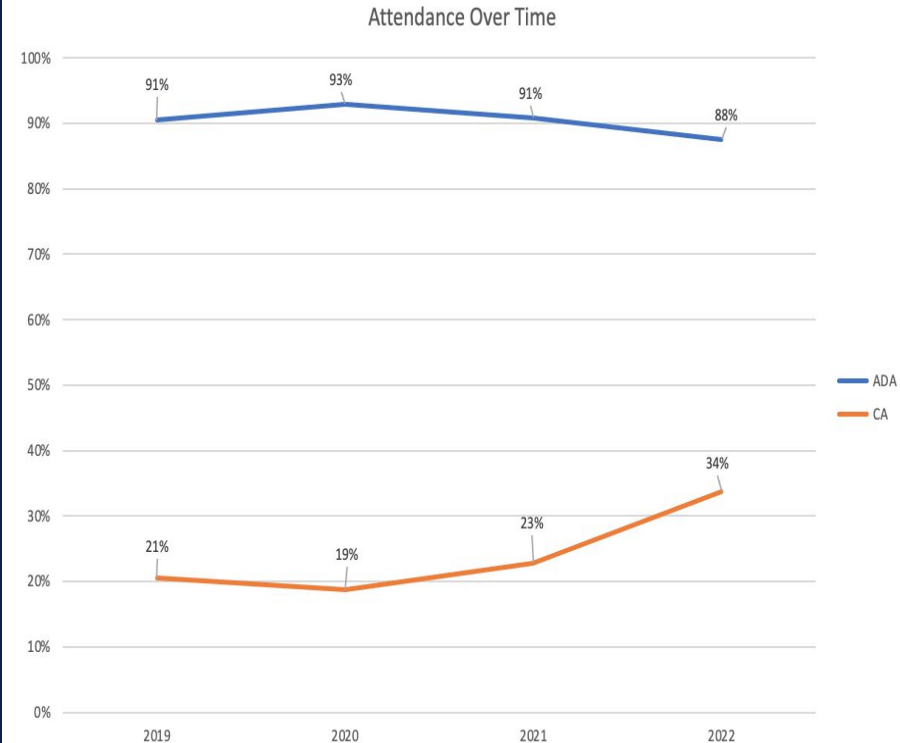
What do we know about Attendance Trends in the Tulsa Area?

Trends 2019-2022

- 2022 ADA is down for the state and schools in the Tulsa Region.
- ADA dropped much quicker post-covid, chronic absenteeism spiked up.
- Some school districts with low ADA below 80% (state avg.), and higher CA in the 30% range.

94% ADA Pre-Pandemic


District A: Attendance and Absenteeism



Who is Most Vulnerable to Attendance Challenges?



Students of Color



Students on an Individual Ed Plan (IEP)



Early Grade Students



Economically Disadvantaged or Free/Reduced Lunch



Children living in Poverty Nationally

At least 10.1 million students nationwide were chronically absent in 2021









Source: Oklahoma State Department of Education; Oklaschools.com; school district attendance data; Attendance Works, <https://www.attendanceworks.org/>

ImpactTulsa's Strategic Attendance Work



ImpactTulsa.
District Support Guide

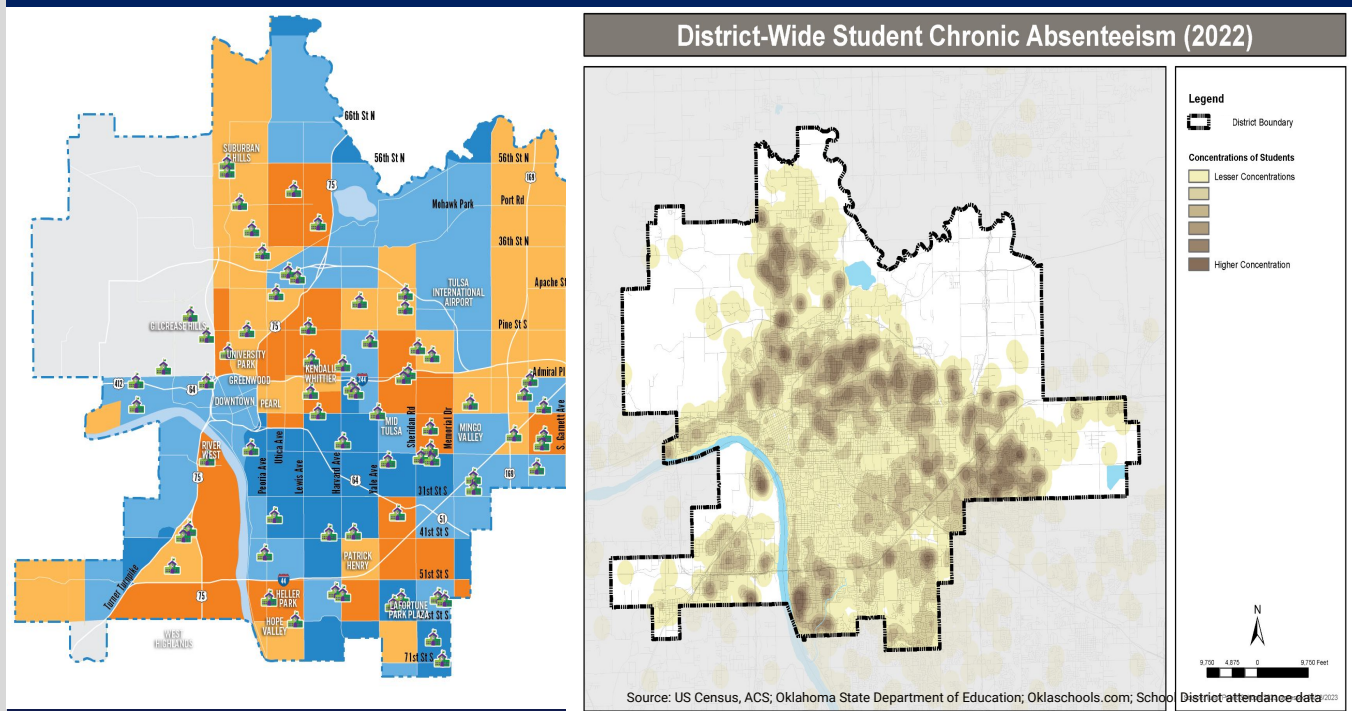
Tier	Youth Agency 	Attendance 	Attendance (Data Supports) 	Post-Secondary FAFSA 	Post-Secondary Opportunities (Data Supports) 	Teacher Retention & Hiring Data Supports 
1	<p>Share tools and resources that build authentic youth and adult partnerships</p> <ul style="list-style-type: none"> For any group or individual who is or will be partnering with youth for shared decision-making All materials are available digitally Optional in-person or virtual presentation Offered at any point throughout the school year 	<p>Tulsa County Attendance Convening- Spring 2023</p> <ul style="list-style-type: none"> Invitation for any Tulsa County school district or school site attendance team to understand the recent changes to attendance, hear from local bright spots, connect with other attendance teams, and access tools and resources to prepare an attendance strategy for SY 23/24 	<ul style="list-style-type: none"> Summary and comparison statistics of school and districtwide attendance 	<ul style="list-style-type: none"> Support and training with accessing existing tools for FAFSA completion from State and ImpactTulsa Provide FAFSA materials for schools and district 	<ul style="list-style-type: none"> Summary and comparison of total post-secondary opportunities students partake in. Supports to all districts for NSC subscription 	<ul style="list-style-type: none"> Summary and comparison statistics of school and districtwide teacher characteristics and credentials compared to student characteristics

1. Respond to the Call of Action
2. Extend Data Capacity to School Districts
3. Continuous Learning Improvement on national best practices
4. Strategic Interventions at School Sites
5. Convene Cross-sector partners to develop community solutions

Extend Data Capacity: Using Data to Understand Root Cause and pinpoint Factors Outside of School

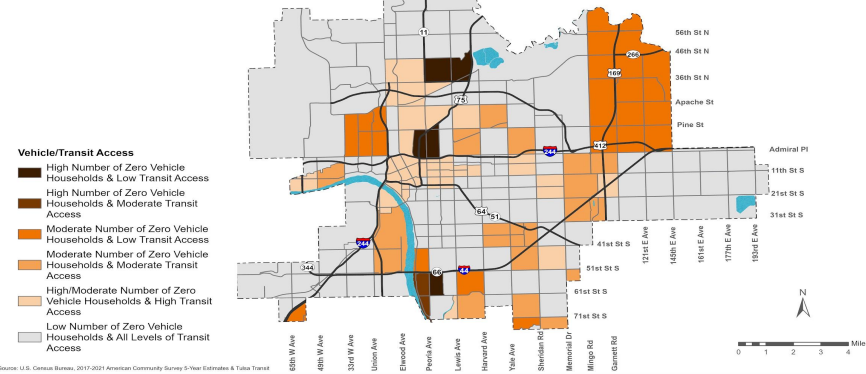
Adjacent sector data explain how neighborhood conditions impact student outcomes

Nearhoods matter, and we can examine and respond to specific needs

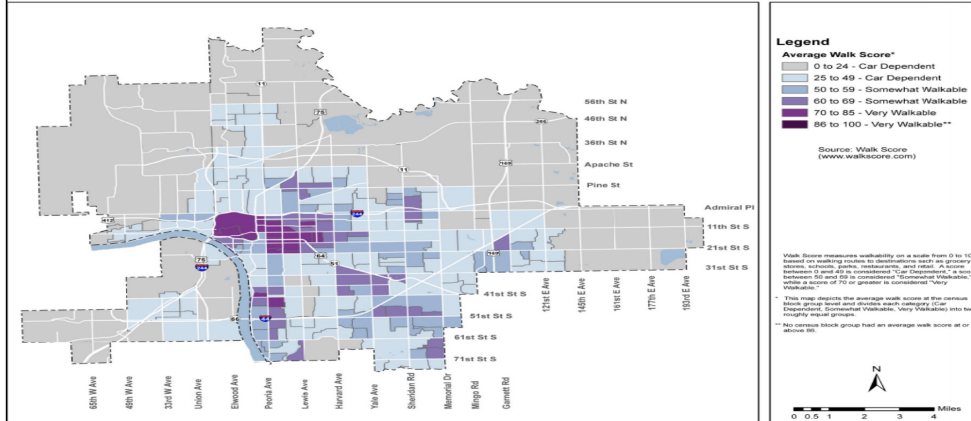


Understanding the Built Environment For Student Success

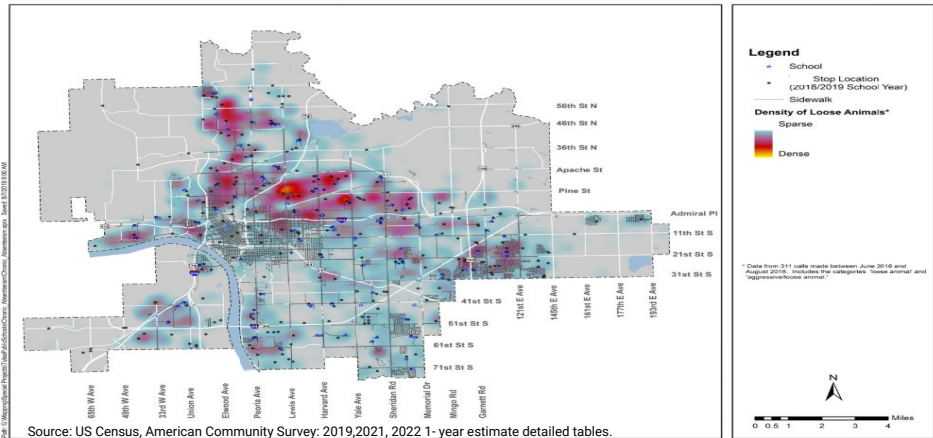
Vehicle/Transit Access



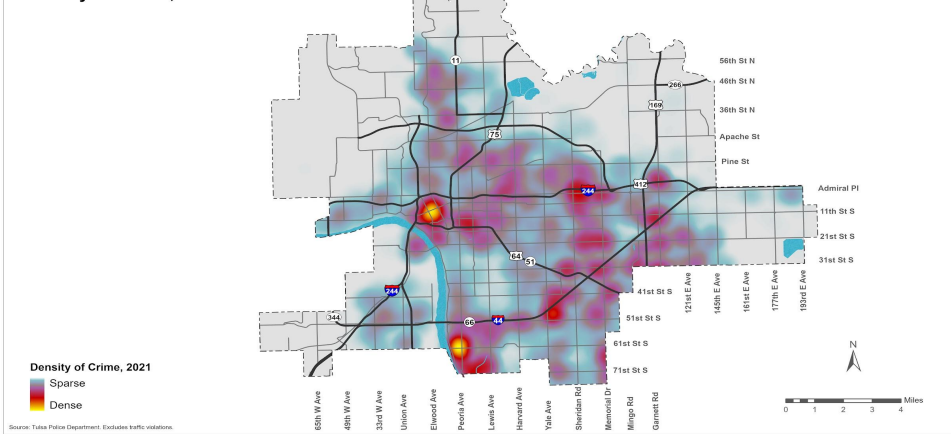
Access Domain - Walk Score



Schools, Sidewalks and Loose Animals



Density of Crime, 2021



What Do we Know About What Works?



14%

Improvement at Targeted School during Pilot Period

- Mobilize Youth Action Teams at High Schools
- Give Districts and Schools space to assess, understand data, and test innovative strategies.
 - School Attendance Culture Campaigns
 - Adopt family support & engagement vs punitive strategies
 - Professional Development on national best practices implemented at multiple tiers
 - Punitive and compliance measures do not work
- School resources and *Multi-Tier Support Systems* that integrate health, mental health, social and stabilization services.
- Effective adjacent sector (housing, transportation, eviction, city infrastructure etc.) policy, re-examine and implement policies that support student attendance outcomes.

Examine the landscape of Opportunity and Access



- We have more opportunities to now address the systemic factors outside of school that affect student outcomes with more nuance.
- We can use detailed data to better target resources, policies, investments in both schools, neighborhoods, and communities more strategically.
- We need complementary interventions and investments in both schools and communities to support students and families overcome barriers, improving outcomes, where the onus of responsibility is not solely on school system.

Thank You!

Delia Kimbrel, MA, PhD
Head of Research and Data Strategy
delia@impacttulsa.com

